



Report for Spring 2019 for CSC 2463 (section 001): PROGMMG DGITL MEDIA (Simron Thapa)

Project Title: **LSU Course Evaluation - Spring 2019**

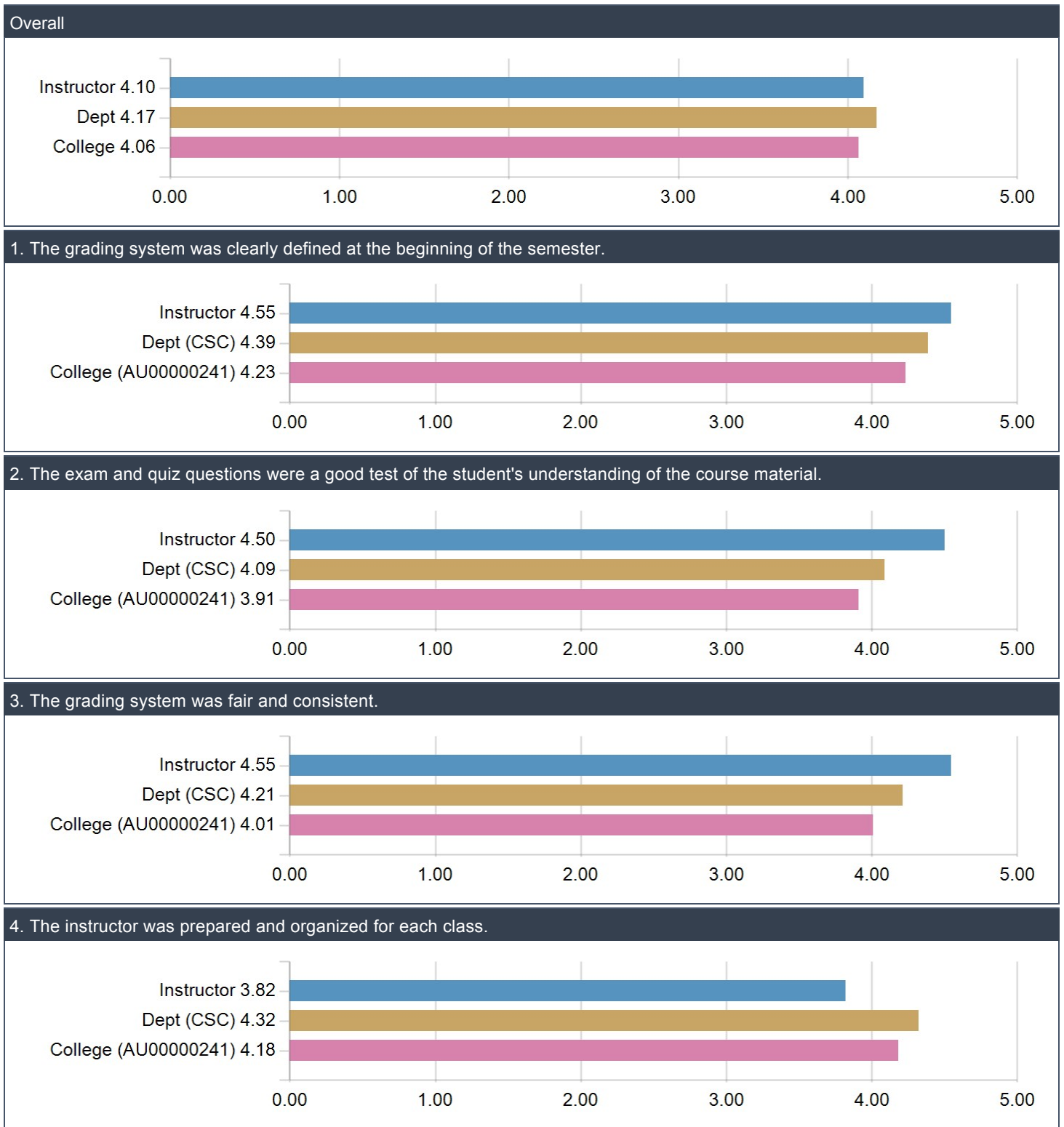
Course Audience: **47**
Responses Received: **11**
Response Ratio: **23%**

Creation Date: **Wednesday, May 8, 2019**

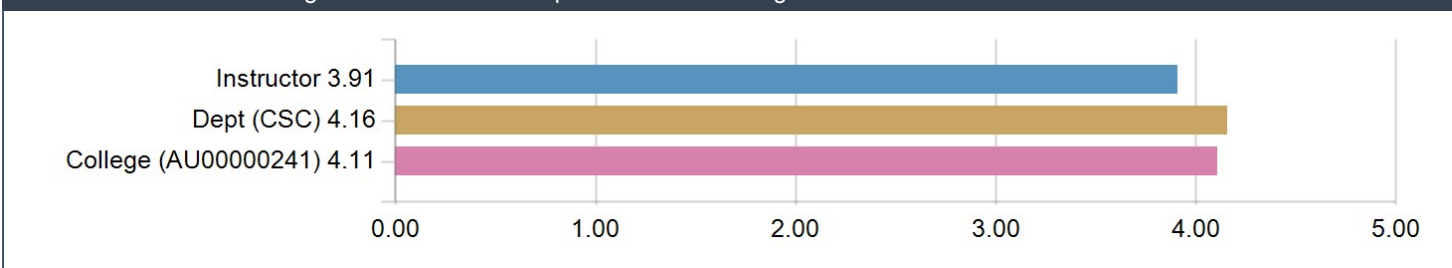


Instructor Feedback

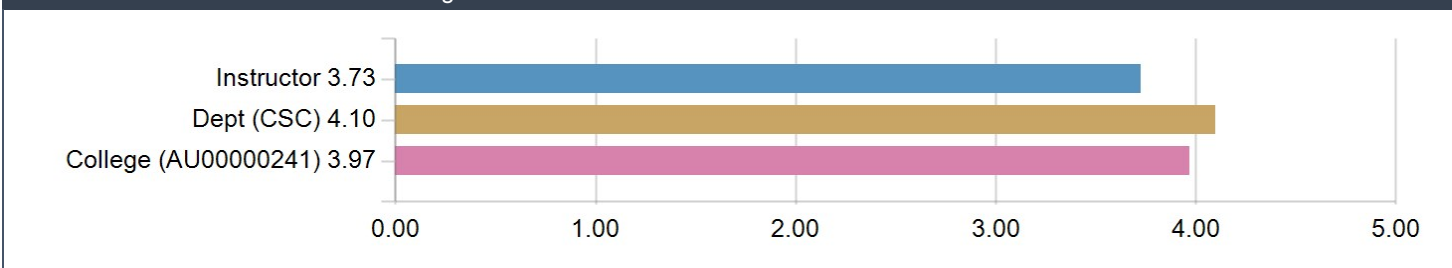
(ENG-02) Feedback for Instructor Simron Thapa



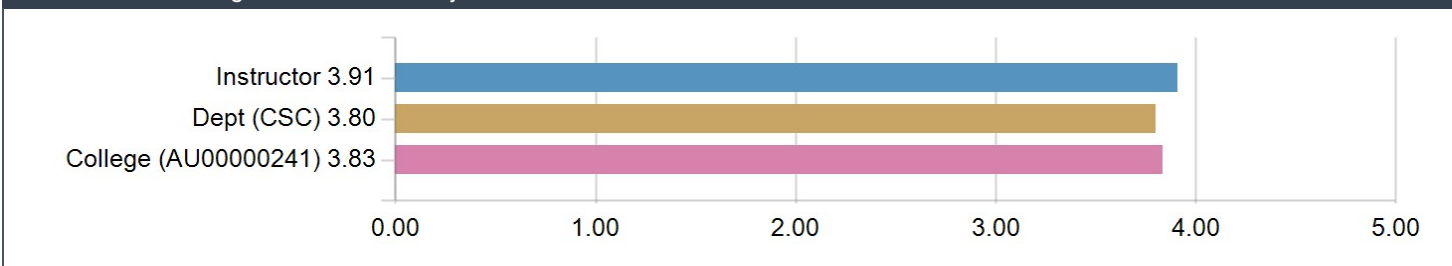
5. Questions were encouraged and clear and complete answers were given.



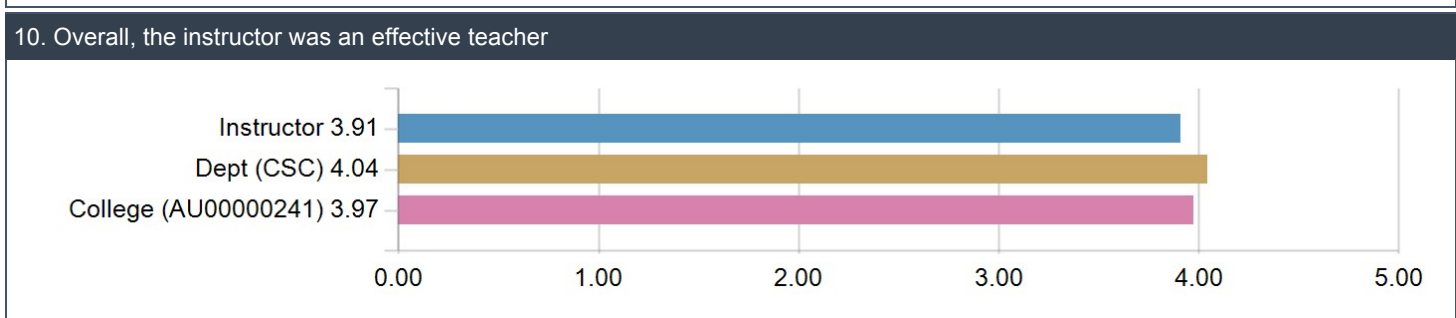
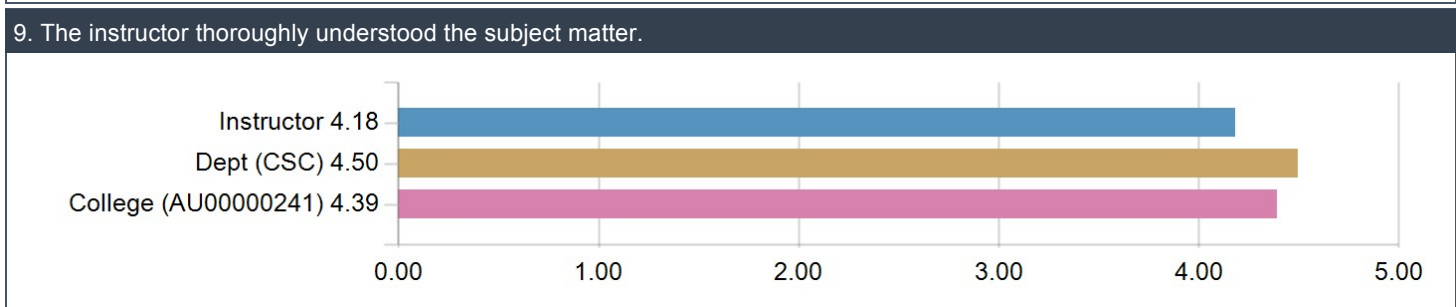
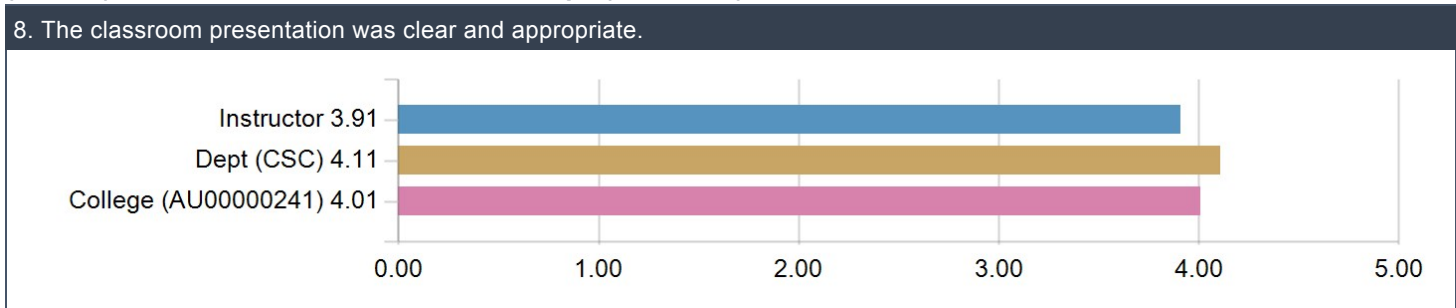
6. Student reactions to the course were given consideration.



7. Your interest was generated in the subject matter.



(ENG-02) Feedback for Instructor Simron Thapa (continued)



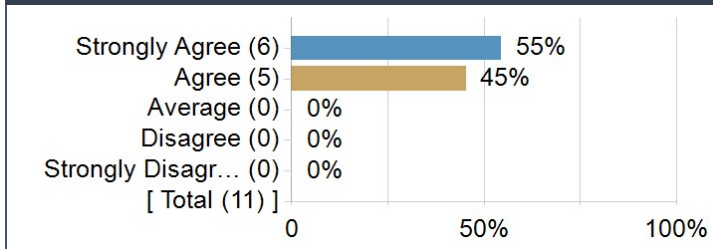
(ENG-02) Feedback for Instructor Simron Thapa

	N	SA	A	Av	D	SD	N/A	Mean	STD
The grading system was clearly defined at the beginning of the semester.	11	55%	45%	0%	0%	0%	0	4.55	0.52
The exam and quiz questions were a good test of the student's understanding of the course material.	11	27%	27%	0%	0%	0%	5	4.50	0.55
The grading system was fair and consistent.	11	55%	45%	0%	0%	0%	0	4.55	0.52
The instructor was prepared and organized for each class.	11	36%	27%	18%	18%	0%	0	3.82	1.17
Questions were encouraged and clear and complete answers were given.	11	27%	45%	18%	9%	0%	0	3.91	0.94
Student reactions to the course were given consideration.	11	18%	45%	27%	9%	0%	0	3.73	0.90
Your interest was generated in the subject matter.	11	36%	27%	27%	9%	0%	0	3.91	1.04
The classroom presentation was clear and appropriate.	11	27%	36%	36%	0%	0%	0	3.91	0.83
The instructor thoroughly understood the subject matter.	11	36%	45%	18%	0%	0%	0	4.18	0.75
Overall, the instructor was an effective teacher	11	27%	36%	36%	0%	0%	0	3.91	0.83

(ENG-02) Feedback for Instructor Simron Thapa

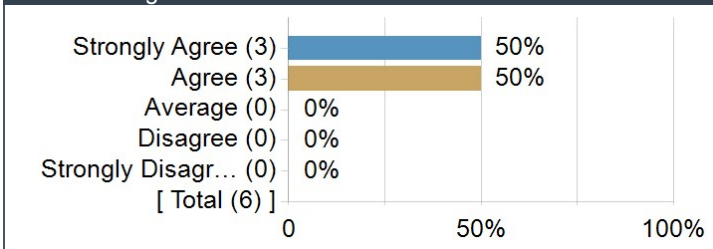
summary of all questions in this section	Value
Mean	4.10
Median	4.00
Standard Deviation	0.86

1. The grading system was clearly defined at the beginning of the semester.



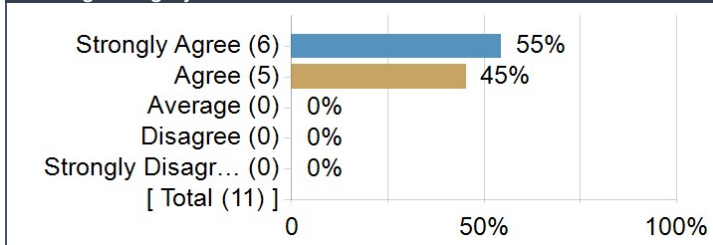
Statistics	Value
Response Ratio	23%
Mean	4.55
Median	5.00
Standard Deviation	0.52

2. The exam and quiz questions were a good test of the student's understanding of the course material.



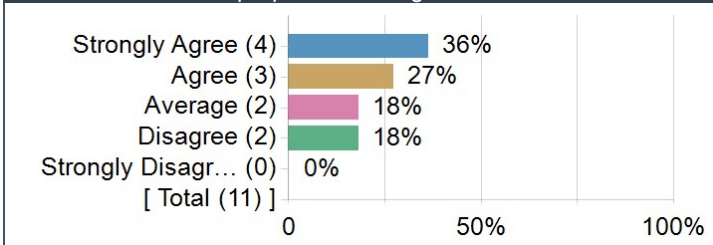
Statistics	Value
Response Ratio	13%
Mean	4.50
Median	4.50
Standard Deviation	0.55

3. The grading system was fair and consistent.



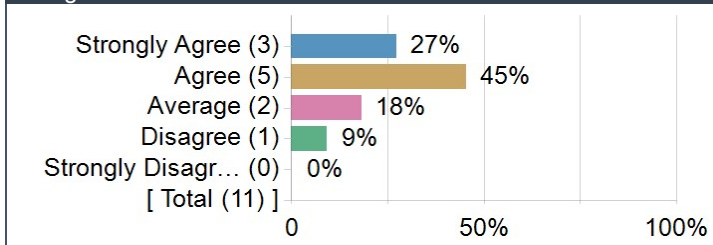
Statistics	Value
Response Ratio	23%
Mean	4.55
Median	5.00
Standard Deviation	0.52

4. The instructor was prepared and organized for each class.



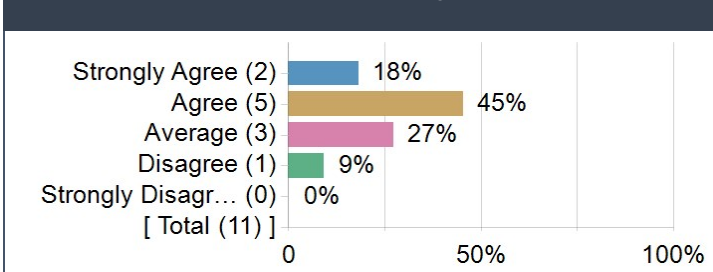
Statistics	Value
Response Ratio	23%
Mean	3.82
Median	4.00
Standard Deviation	1.17

5. Questions were encouraged and clear and complete answers were given.



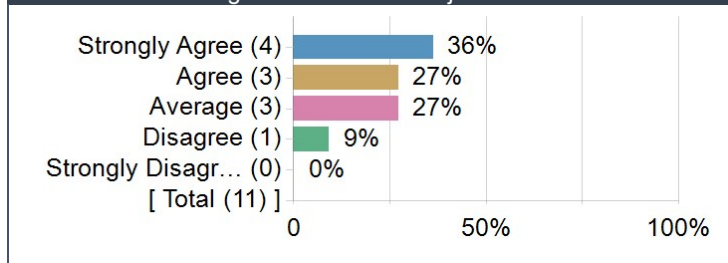
Statistics	Value
Response Ratio	23%
Mean	3.91
Median	4.00
Standard Deviation	0.94

6. Student reactions to the course were given consideration.



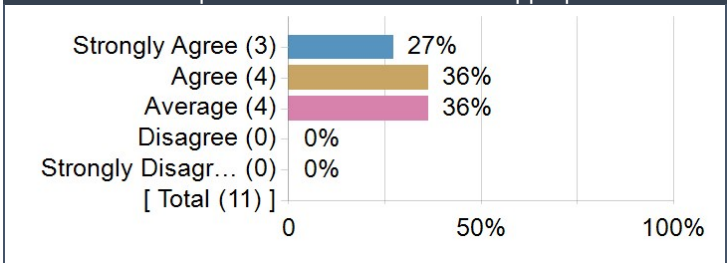
Statistics	Value
Response Ratio	23%
Mean	3.73
Median	4.00
Standard Deviation	0.90

7. Your interest was generated in the subject matter.



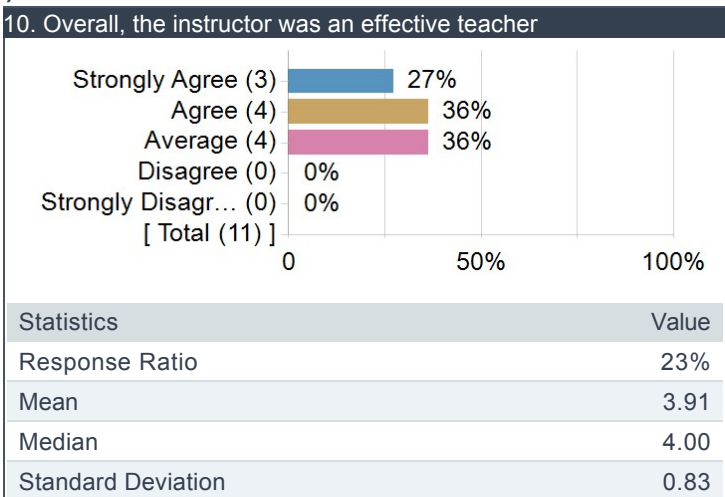
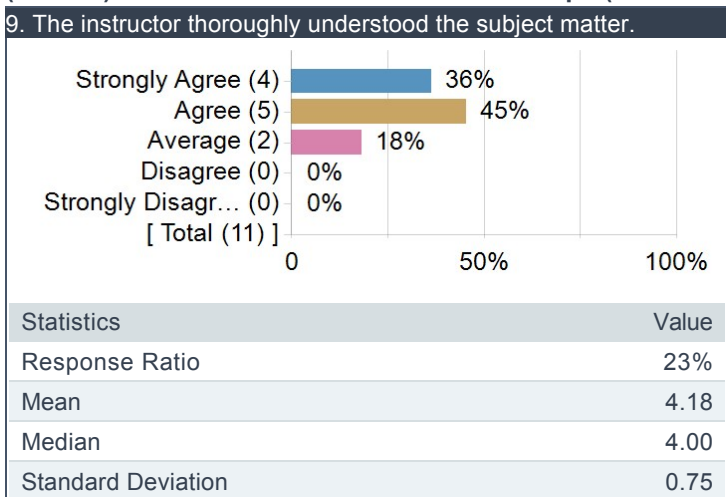
Statistics	Value
Response Ratio	23%
Mean	3.91
Median	4.00
Standard Deviation	1.04

8. The classroom presentation was clear and appropriate.



Statistics	Value
Response Ratio	23%
Mean	3.91
Median	4.00
Standard Deviation	0.83

(ENG-02) Feedback for Instructor Simron Thapa (continued)

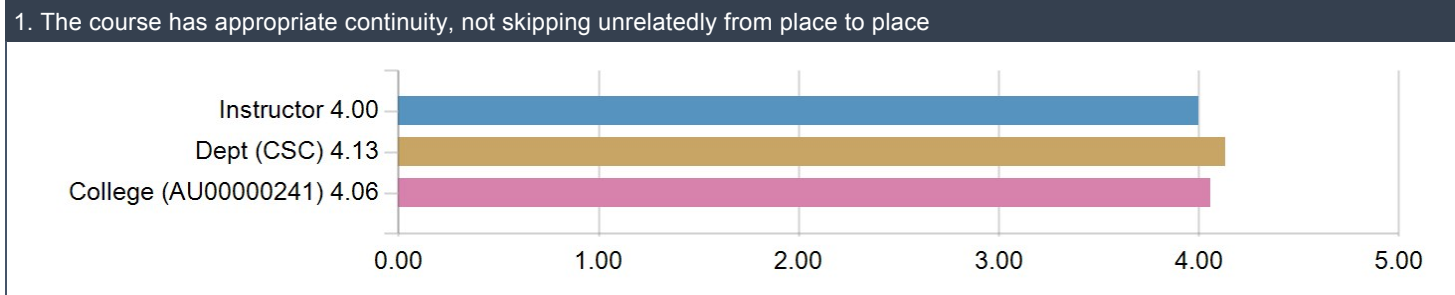
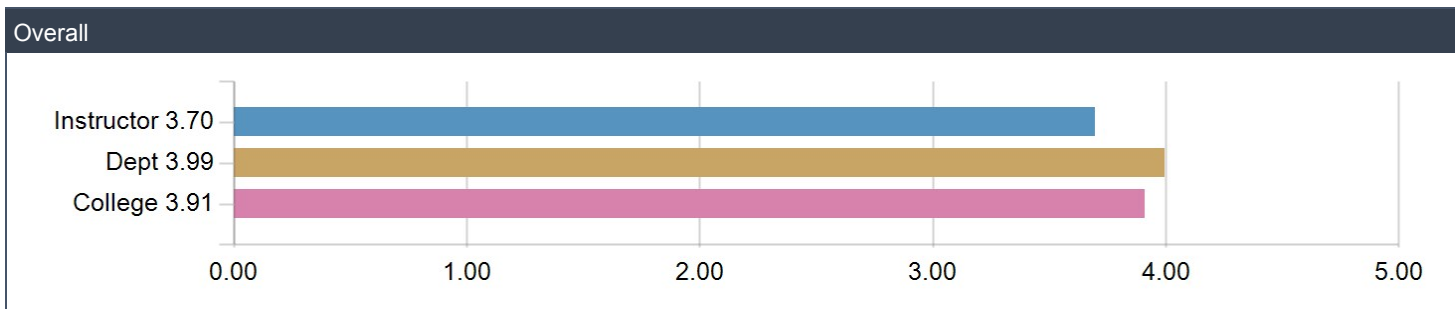


(ENG-07) Please freely comment, within the box below, on the instructor's teaching style and effectiveness, and on the course materials, exams, etc.

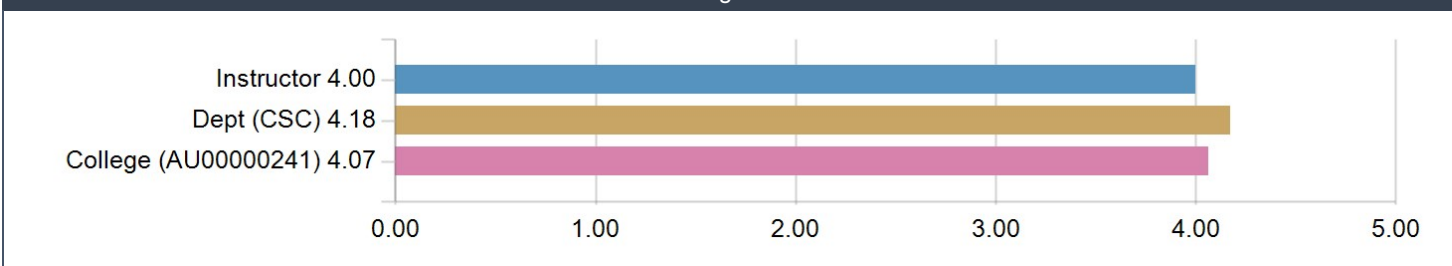
Comments
This course probably shouldn't be advertised as no programming experience needed.
One project per week was pretty difficult to keep up with. It would have been nice to have a break once in a while. I got burnt out towards the end of the second unit and started submitting my assignments late. Furthermore, there was a surplus of material in the class github, in the online slides, and on the class moodle, which made it even harder to keep up.
Sometimes the instructor would have technical difficulties during lecture and things wouldn't work properly, perhaps due to incorrect code. I think this issue could be fixed with a little more preparation.
interesting class, odd it was available for major. Cool things to learn, but not the best for a scrn arts major.
this course was not meant for me
I really enjoyed the class.
Cool class. I'm really proud of the projects I learned how to make. I would do more in class collaborative projects in the future.

Course Feedback

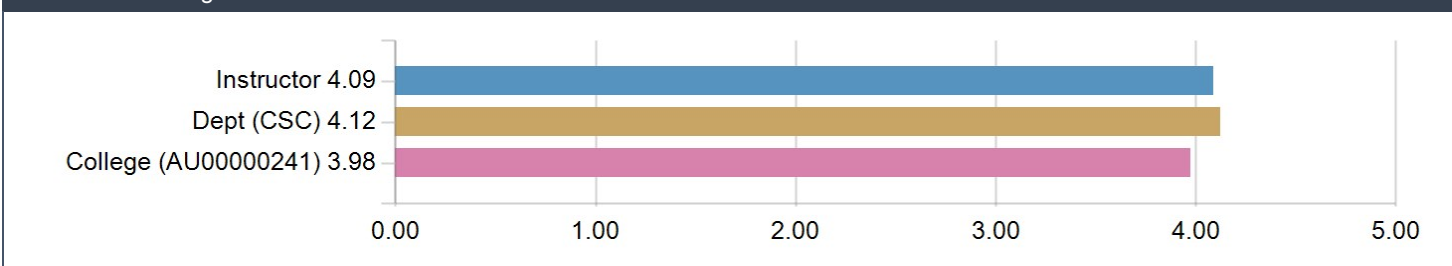
(ENG-01) Feedback for Course CSC 2463 (section 001): PROGMMG DGITL MEDIA:



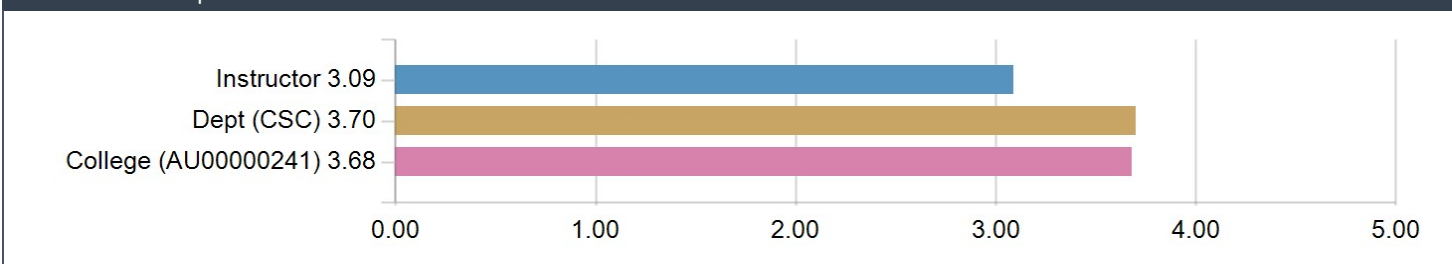
2. The test and/or course handouts were relevant to understanding the course material.



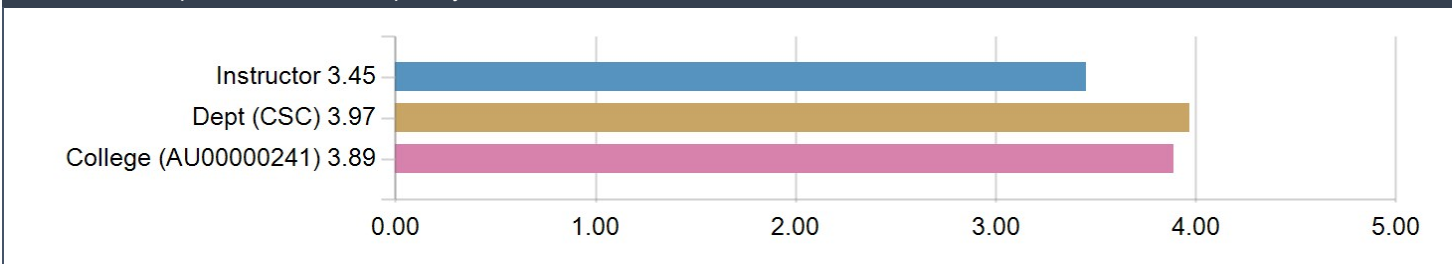
3. The home assignments were beneficial.



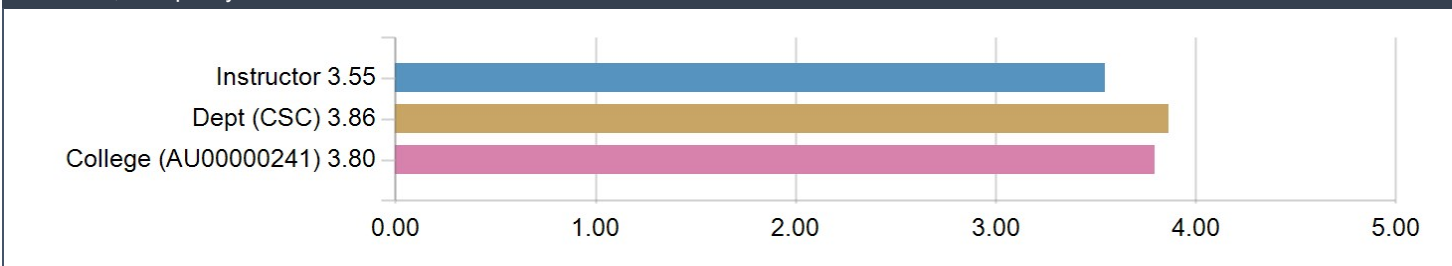
4. The course required much more time than other courses of similar credit.



5. The material presented was adequately covered in the allotted time.



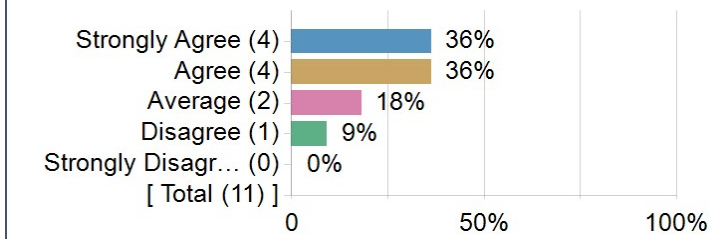
6. Overall, the quality of this course was excellent



(ENG-01) Feedback for Course CSC 2463 (section 001): PROGMMG DIGITL MEDIA:

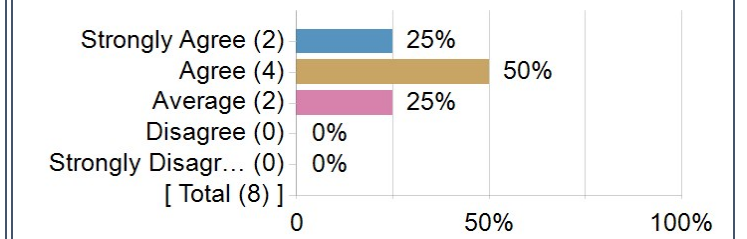
summary of all questions in this section		Value
Mean		3.70
Median		4.00
Standard Deviation		1.09

1. The course has appropriate continuity, not skipping unrelatedly from place to place



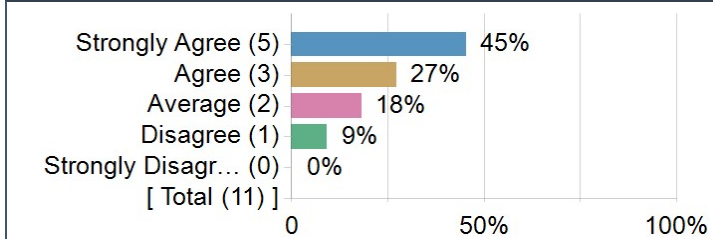
Statistics	Value
Response Count	11
Mean	4.00
Median	4.00
Standard Deviation	1.00

2. The test and/or course handouts were relevant to understanding the course material.



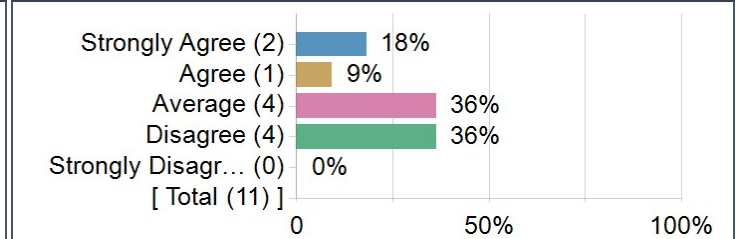
Statistics	Value
Response Count	8
Mean	4.00
Median	4.00
Standard Deviation	0.76

3. The home assignments were beneficial.



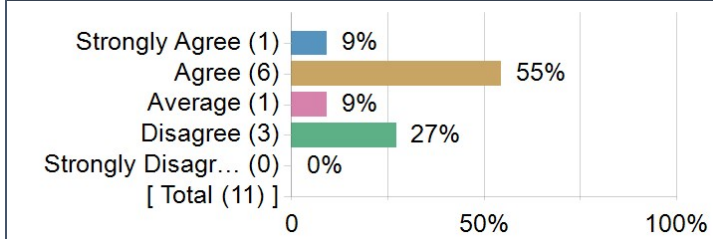
Statistics	Value
Response Count	11
Mean	4.09
Median	4.00
Standard Deviation	1.04

4. The course required much more time than other courses of similar credit.



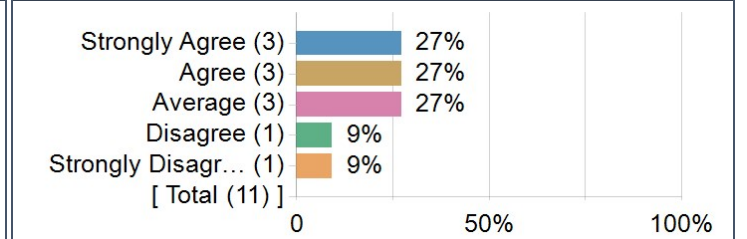
Statistics	Value
Response Count	11
Mean	3.09
Median	3.00
Standard Deviation	1.14

5. The material presented was adequately covered in the allotted time.



Statistics	Value
Response Count	11
Mean	3.45
Median	4.00
Standard Deviation	1.04

6. Overall, the quality of this course was excellent

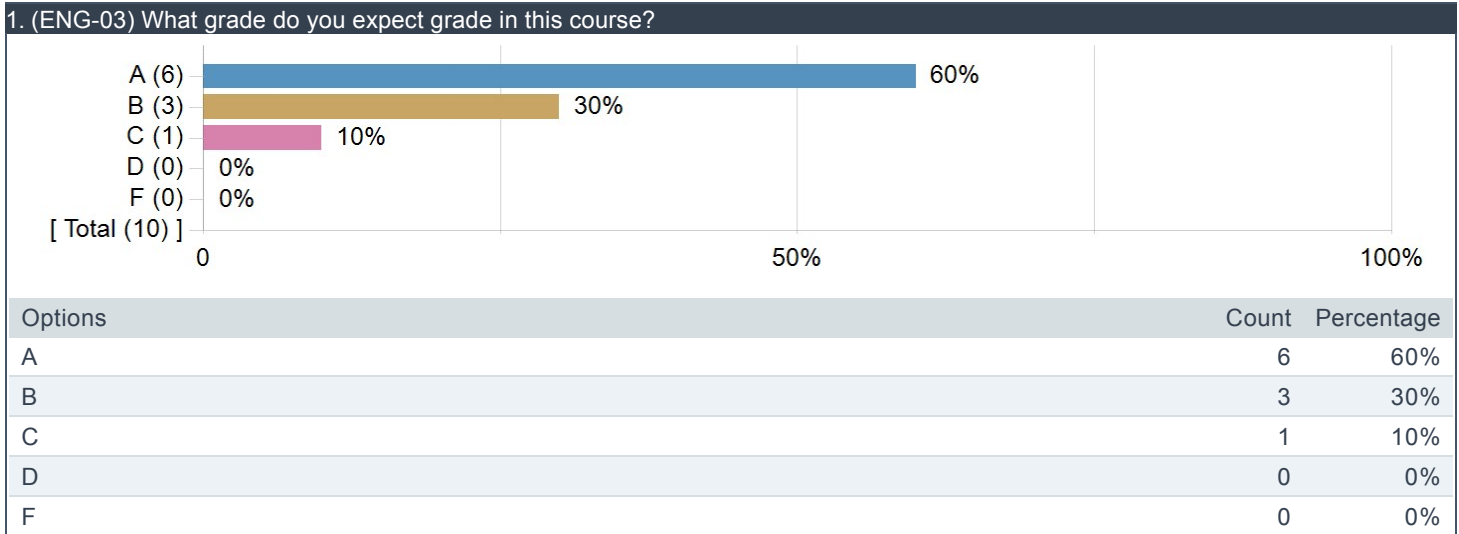


Statistics	Value
Response Count	11
Mean	3.55
Median	4.00
Standard Deviation	1.29

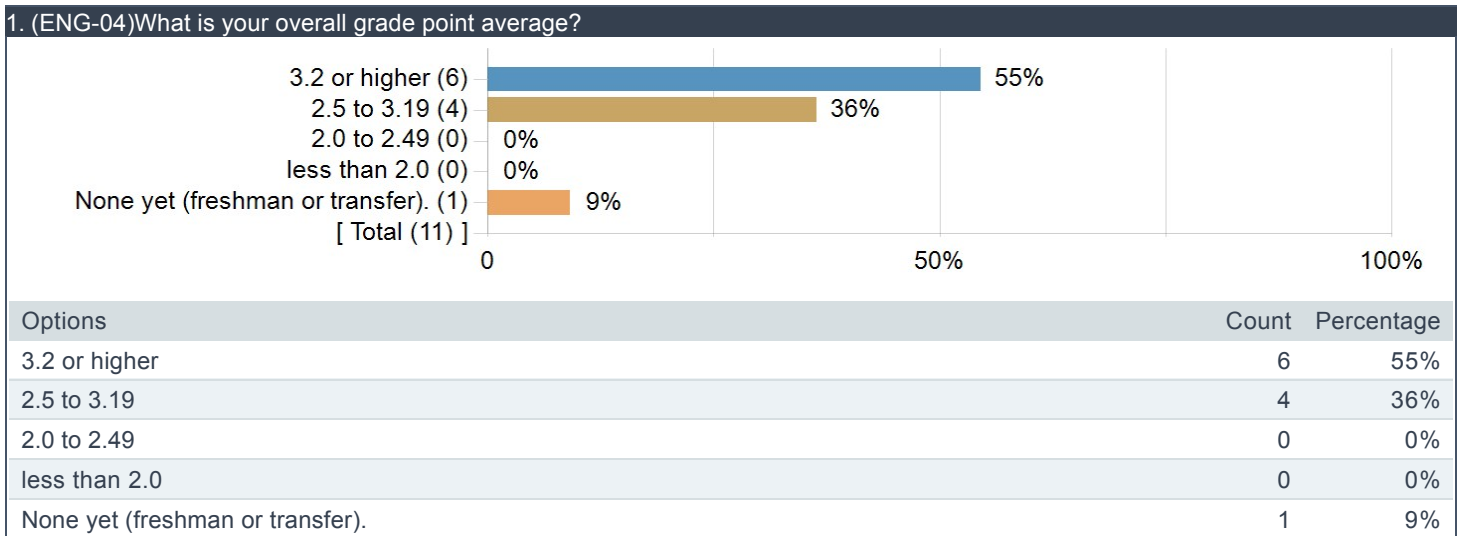
(ENG-01) Feedback for Course CSC 2463 (section 001): PROGMG DIGITL MEDIA:

	N	SA	A	Av	D	SD	N/A	Mean	SD
The course has appropriate continuity, not skipping unrelatedly from place to place	11	36%	36%	18%	9%	0%	0	4.00	1.00
The test and/or course handouts were relevant to understanding the course material.	11	18%	36%	18%	0%	0%	3	4.00	0.76
The home assignments were beneficial.	11	45%	27%	18%	9%	0%	0	4.09	1.04
The course required much more time than other courses of similar credit.	11	18%	9%	36%	36%	0%	0	3.09	1.14
The material presented was adequately covered in the allotted time.	11	9%	55%	9%	27%	0%	0	3.45	1.04
Overall, the quality of this course was excellent	11	27%	27%	27%	9%	9%	0	3.55	1.29

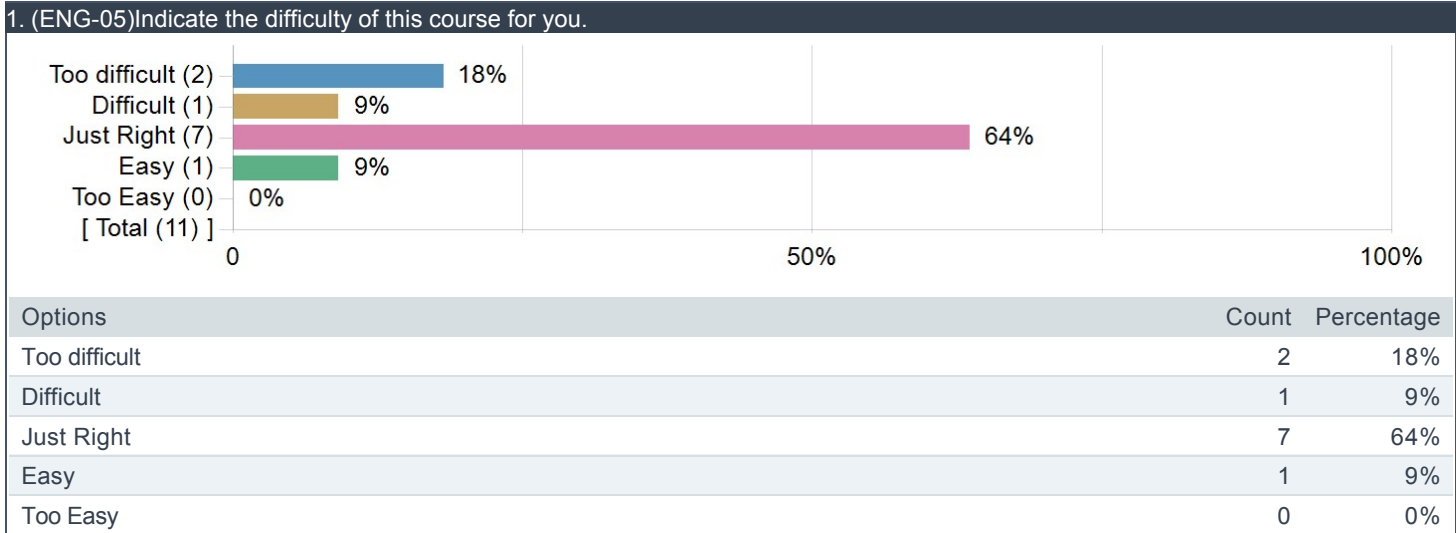
(ENG-03) What grade do you expect grade in this course?



(ENG-04)What is your overall grade point average?

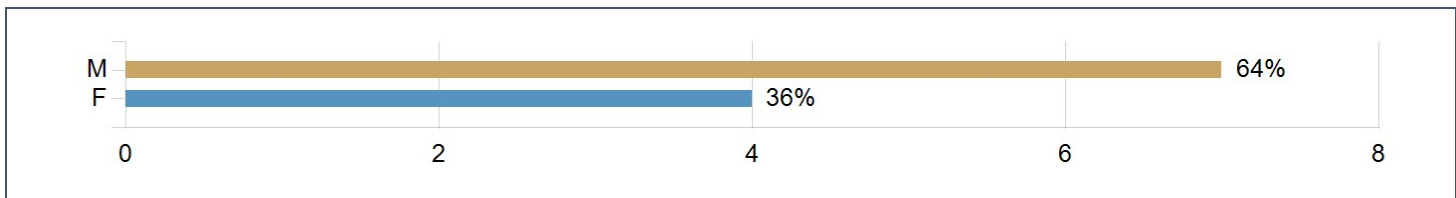


(ENG-05)Indicate the difficulty of this course for you.

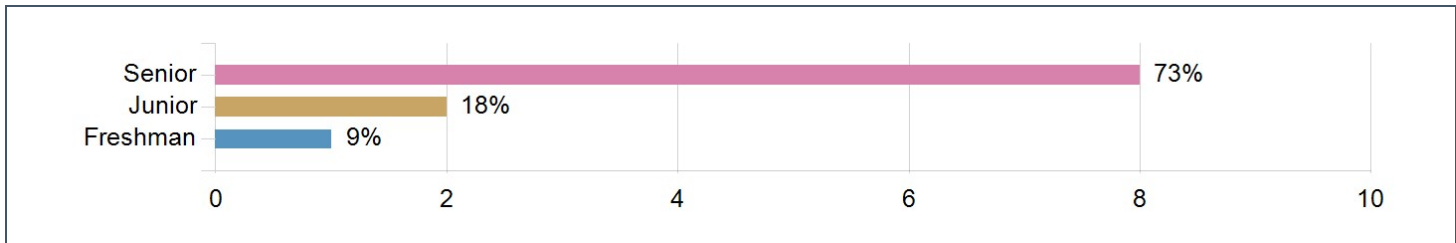


Demographic Information

Gender



Classification



Primary Major

